



Ready By 21 – End of Year Summit

June 25, 2010



Healthy Community Consortium
(707) 778-4951

www.healthycommunity.info - info@healthycommunity.info



Today's Summit . . .

- *The Ready by 21 Framework*
- *Taking Stock: California Healthy Kids Survey*
- *Taking Aim: The power of shared focus*
- *Taking Action: Spotlight on success*
- *Taking Accountability: Ready by 21 Report Card*
- *Keeping our focus on moving the three gears Every young person deserves to be ready by 21 – ready for college, work and life.*
- *The Ready by 21 Challenge is a call to action for local leaders, from policy makers to volunteers*
- *To improve the return on their investments in children and youth.*

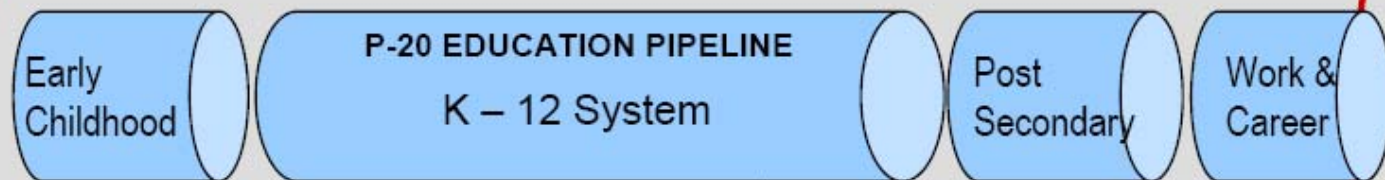
Healthy Community Consortium
(707) 778-4951

www.healthycommunity.info - info@healthycommunity.info

Insulating the Education Pipeline



BASIC SERVICES transportation, health, mental health, housing, financial



Child care
Providers

After-school
Programs

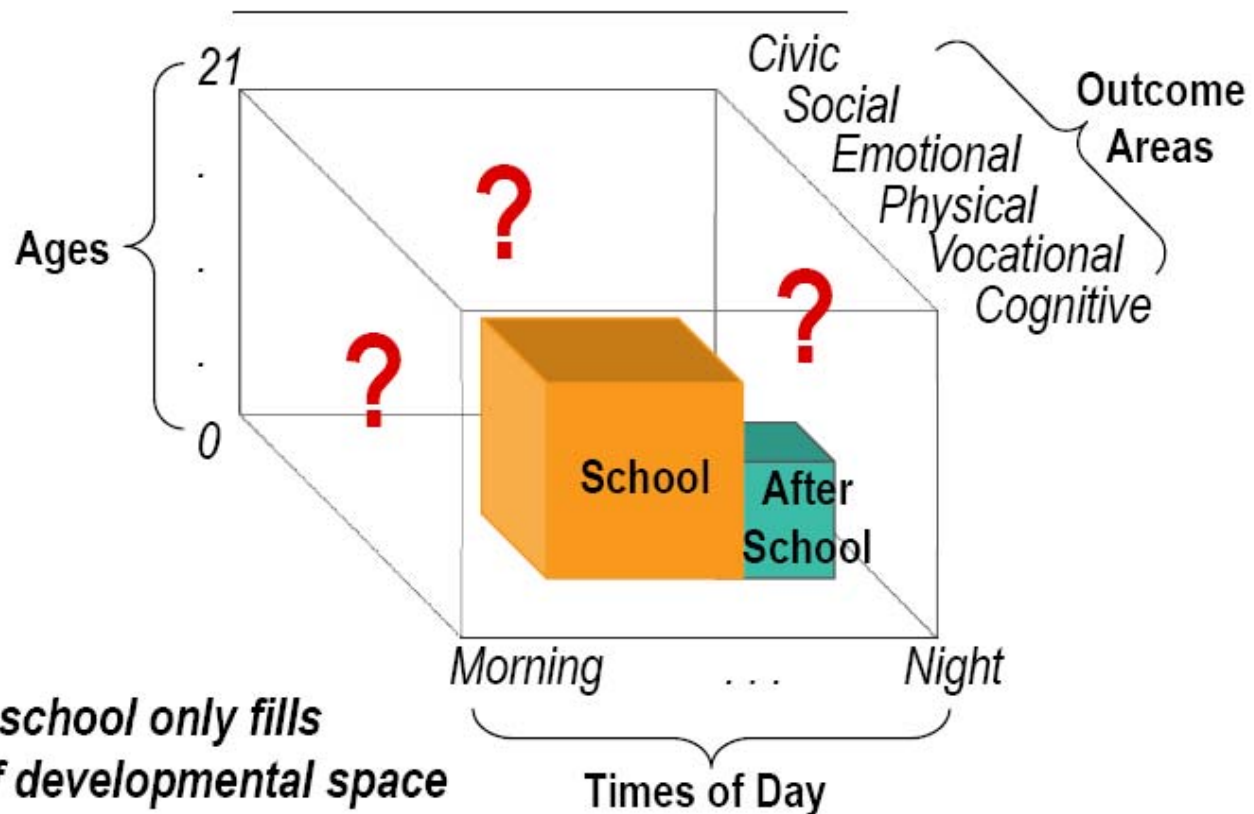
Civic/Social/Work
Opportunities

Social & Strategic
Supports

Placement
& Coaching

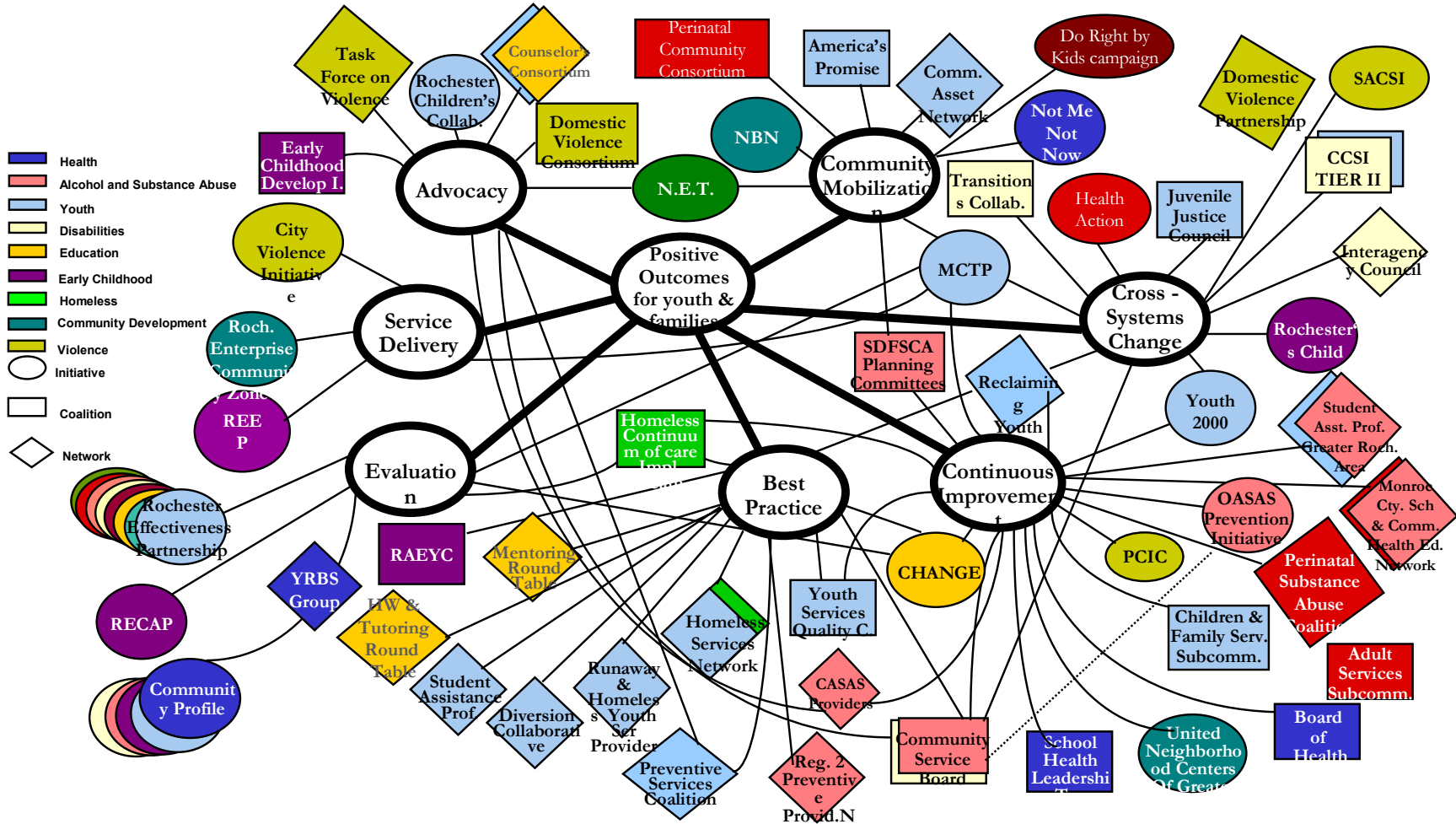
LEARNING & ENGAGEMENT SUPPORTS

Reach Counts



At its best, school only fills a portion of developmental space

Align the Moving Trains





Petaluma Youth Network Ready by 21 Goals

- Leverage our capacities to reach the largest number of children and youth in the shortest amount of time with the smallest infusion of new resources.
- To help our community leaders have the capacity and support they need to make sustainable, long term improvements in child and youth outcomes.

Healthy Community Consortium
(707) 778-4951

www.healthycommunity.info - info@healthycommunity.info

From Core Principles to Common Language



Example Language

Expect adequate progress across outcome areas:	Support all age groups & populations:	Address range of goals using range of approaches:	Ensure adequate supports:	Across times:	Enlist full range of settings:	Implement all change strategies:	Engage all stakeholders:
Learning Working Thriving Connecting Leading/ Contributing	Early Childhood School Age Middle School High School Young Adult <i>such as</i> Low Income Disabled Rural Minority	Problem-Reduction Prevention Preparation/ Development Engagement/ Leadership	Caring Adults Safe/ Structured Places Healthy Start & Supports Effective Education Opportunities to Make a Difference	During School Weekends Before/ After School Summers Evenings Holidays	Families Schools Community Organizations Parks & Rec Faith Juvenile Justice Child Welfare Work/Business Neighborhoods Other	Increase Demand Align Policies & Resources Engage Youth/Families Improve Systems, Services & Programs	Educators Funders & Catalysts Advocates Providers Faith Business Policy Makers Public Agencies Parents Youth



Sustain Long Term Change In a Very Challenging Economic Environment

- Big Picture Messages and Frameworks
- Youth Centered Data and Information
- Common Metrics and Progress
- Tracking Engaging Stakeholders
- Linking Coalitions and Coordinating Structures
- Aligning and improving existing program supports

Healthy Community Consortium
(707) 778-4951

www.healthycommunity.info - info@healthycommunity.info



Big Impact Strategies

- Aligning Existing Policies and Resources
- Increasing Youth and Family Engagement
- Increasing Demand
- Big Picture Coordinating Body
- How are Young People Doing?
- Where are we putting our programs, money and attention?
- What makes a good indicator of youth outcomes?

Healthy Community Consortium
(707) 778-4951

www.healthycommunity.info - info@healthycommunity.info

Developmental Area		Pre-K, Elementary, Middle, High School, 19-21
<i>Ready for College</i>	LEARNING <i>(Basis & Applied, Skills & Behaviors)</i>	Red – doing poorly Yellow – doing “so-so” Green – doing well
<i>Ready for Work</i>	WORKING <i>(Occupations/Careers, Skills & Behaviors)</i>	Red – doing poorly Yellow – doing “so-so” Green – doing well
<i>Ready for Life</i>	THRIVING <i>(Physical & Mental Health; Skills & Behaviors)</i>	Red – doing poorly Yellow – doing “so-so” Green – doing well
	CONNECTING <i>(Social & Emotional Well-Being, Skills & Behaviors)</i>	Red – doing poorly Yellow – doing “so-so” Green – doing well (Black – don’t know)
	LEADING <i>(Civic & Community Engagement)</i>	Red – doing poorly Yellow – doing “so-so” Green – doing well

Pre School

- Child obesity
- Over 3,300 children waiting for subsidized child care in Sonoma County
- Budget cuts eliminating early education
- Disparities in access to resources between population groups
- Weak cohesiveness with the early childhood community - Links from pre-school to elementary
- Lack of readiness for youth and parents entering elementary school
- Lack of access to mental and health care

Healthy Community Consortium

(707) 778-4951

www.healthycommunity.info - info@healthycommunity.info

Middle School

- Thriving - limited access to healthy food
- Connecting – Kids buried in electronic games and texting
- Parents out of home and not engaged in support
- Kids left on their own – lack of communication
- Teens overlooked in community engagement efforts
- Cutting counselors – missing kids who need help
- Physical –obesity

Healthy Community Consortium
(707) 778-4951

www.healthycommunity.info - info@healthycommunity.info

Alternative: Learning to Focus Differently



		Pre-K 0-5	School- Age 6-10	Middle School 11-14	High School 15-18	Young Adults 19-21+
<i>Ready for College</i>	LEARNING	Red	Yellow	Red	Red	Yellow
<i>Ready for Work</i>	WORKING	Green	Green	Red	Yellow	Yellow
<i>Ready for Life</i>	THRIVING	Red	Yellow	Yellow	Green	Green
	CONNECTING	Yellow	Yellow	Green	Yellow	Red
	LEADING	Yellow	Green			

Shifting
Red to Yellow,
Yellow to
Green

		Pre-K 0-5	School- Age 6-10	Middle School 11-14	High School 15-18	Young Adults 19-21+
<i>Ready for College</i>	LEARNING	Green	Yellow	Yellow	Yellow	Green
<i>Ready for Work</i>	WORKING	Green	Green	Yellow	Green	Yellow
<i>Ready for Life</i>	THRIVING	Yellow	Yellow	Yellow	Green	Green
	CONNECTING	Yellow	Yellow	Green	Yellow	Yellow
	LEADING	Yellow	Green	Yellow	Yellow	Yellow



Taking Stock

- California Healthy Kids Survey Results

Taking Aim

- We identified points of greatest leverage

Contributing Factors

- We looked at the story behind the indicators to develop, replicate or expand strategies that will get at the contributing factors

Moving Trains

- We looked at the assets and how to leverage them most effectively

Healthy Community Consortium
(707) 778-4951

www.healthycommunity.info - info@healthycommunity.info



Strategic Focus

- *Preparing children for transitions*
- *Early childhood/family involvement*
- *Health Access and Supports*
- *Caring School Communities*
- *Parent Participation*
- *Teen Voice, Access and Leadership*
- *Petaluma Teens for Teens (PT4T)*
- *Career Exploration and work readiness*
- *Latino Civic Engagement*
- *Alcohol, tobacco and other drugs*

Healthy Community Consortium
(707) 778-4951

www.healthycommunity.info - info@healthycommunity.info



Take Accountability

- *Ready by 21 Report Card*
- *Institutional leadership*
- *Family and Community Engagement*
- *Petaluma Youth Network Steering Committee*

Healthy Community Consortium
(707) 778-4951

www.healthycommunity.info - info@healthycommunity.info



High Leverage Strategies

- *Safe – strengthen the safety net*
- *Healthy – Physical, emotional, spiritual — Access to services*
- *Caring Relationships – Parent Participation*
- *Meaningful Participation – Access to options*
- *Teen Voice – civic and leadership*

Healthy Community Consortium
(707) 778-4951

www.healthycommunity.info - info@healthycommunity.info



Take Credit

- *YOU are the change you want to see in this world.*
- *Raise the Bar and Place no blame*

Healthy Community Consortium
(707) 778-4951

www.healthycommunity.info - info@healthycommunity.info